

## 6 FINAL FACTS



UNDOCUMENTED MIGRANTS REPRESENT **JUST 0.5% OF THE POPULATION,** IF REGULARISED, COULD **CONTRIBUTE OVER €18.3M** PER YEAR IN DIRECT TAX

CONTRARY TO RUMOURS, **UNDOCUMENTED PEOPLE ARE UNABLE TO CLAIM ANY BENEFITS** WHATSOEVER FROM THE IRISH STATE.



SINCE MAY 2009 MRCI HAS PROVIDED INFORMATION AND SUPPORT TO **2644 UNDOCUMENTED MIGRANTS** THROUGH OUR DROP-IN CENTRE.



AT LEAST **17 EU MEMBER STATES** HAVE INTRODUCED REGULARISATION SCHEMES



UNDOCUMENTED MIGRANTS CONTRIBUTE **€255 MILLION** A YEAR IN CONSUMER SPENDING

MRCI ESTIMATES THAT OUR EARNED REGULARISATION SCHEME **COULD REGULARISE SOME 23,000 UNDOCUMENTED PEOPLE IN IRELAND.**



**FOR YEARS, IRISH POLITICIANS HAVE BEEN LOBBYING FOR SIMILAR LEGISLATION FOR THE IRISH UNDOCUMENTED IN THE UNITED STATES.**

## A SURVEY OF 540 UNDOCUMENTED MIGRANTS IN IRELAND




**MIGRANT RIGHTS CENTRE IRELAND 2014**  
**WWW.MRCI.IE**

## TIME LIVING IN IRELAND

**81%**  
OVER 5 YEARS

**40.5%**  
OVER 8 YEARS

**21.5%**  
OVER 10 YEARS



**44% HAVE CHILDREN**  
UNDER THE AGE OF 18




**48.5% MALE**

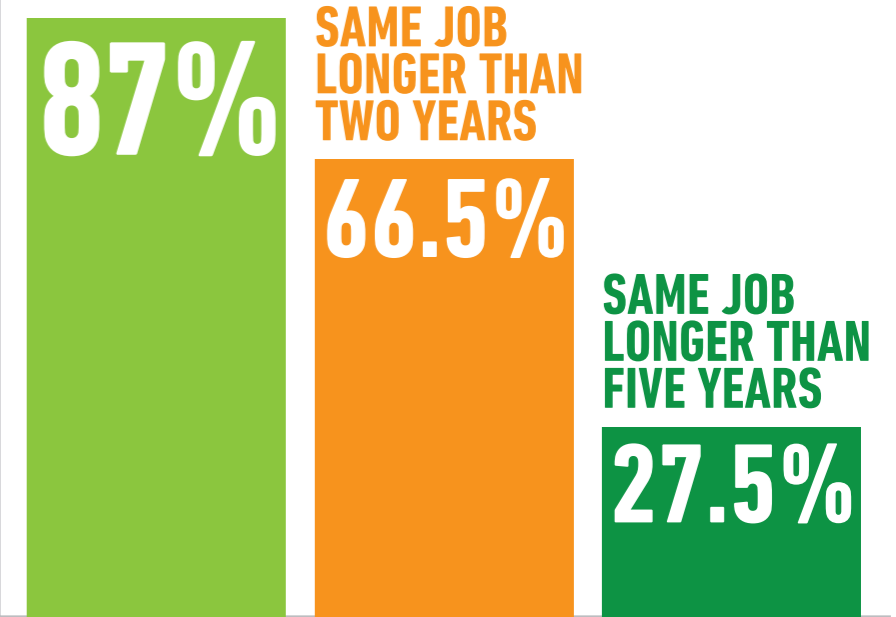


**51.1% FEMALE**

**65.5%**  
ARE BETWEEN THE AGES OF 25 AND 39



## EMPLOYED



**70%**  
WORK MORE THAN 30 HOURS PER WEEK

**WE SURVEYED 540 UNDOCUMENTED MIGRANTS LIVING IN IRELAND. HERE'S WHAT WE FOUND OUT**



**37.5%**  
RESTAURANT AND CATERING


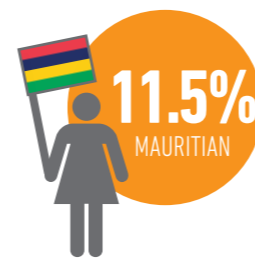




**32.5%**  
DOMESTIC WORK



**10.5%**  
CLEANING AND MAINTENANCE

## TOP 5 NATIONALITIES



**97%**  
HAVE SECOND LEVEL EDUCATION

**53%**  
HAVE THIRD LEVEL EDUCATION